

BULK SKU TN.FS.SLP50
BATCH # GG15
SERVING SIZE 1 mL
PRODUCT NAME Sleep CBN/CBD FS tincture
LABORATORY SC Labs

POTENCY	PER SERVING		PER GRAM	
Cannabidiol (CBD)	30.8	mg/serving	#DIV/0!	mg/g
Total THC (d9-THC, THCA)	1.07	mg/serving	#DIV/0!	mg/g
Cannabigerol (CBG)	10.3	mg/serving	#DIV/0!	mg/g
Cannabinol (CBN)	10.9	mg/serving	#DIV/0!	mg/g
Cannabichromene (CBC)	1.55	mg/serving	#DIV/0!	mg/g
Tetrahydrocannabinolic Acid (THCA)	<LOQ	mg/serving	#DIV/0!	mg/g
Delta-9-THC (d9-THC)	1.07	mg/serving	#DIV/0!	mg/g
Delta-8-THC (d8-THC)	<LOQ	mg/serving	#DIV/0!	mg/g

HEAVY METALS	PER GRAM		REGULATORY ACTION LEVEL
Arsenic	<LOQ	µg/g	1.5 µg/g
Cadmium	<LOQ	µg/g	0.5 µg/g
Lead	<LOQ	µg/g	0.5 µg/g
Mercury	<LOQ	µg/g	3.0 µg/g

RESIDUAL SOLVENTS	PER GRAM		REGULATORY ACTION LEVEL
Ethanol ^[1]	<LOQ	µg/g	5,000 µg/g
Heptane	<LOQ	µg/g	5,000 µg/g

None of the other 18 residual solvents tested found above the limit of quantitation.

MICROBIAL	PASS/FAIL
Yeast & Mold	Pass
Coliform	Pass

PESTICIDES	REGULATORY ACTION LEVEL
None of the 66 pesticides tested found above the limit of detection.	10 ppb ^[2]



LOQ: Limit of Quantitation

- Ethanol is a food additive used in some of our ingredients. The FDA has labeled ethanol as Generally Recognized as Safe (GRAS). Many foods contain trace amounts of ethanol, including soy sauce, pasta sauces, fruits and juices, etc. Our products contain safe levels of ethanol and always below pertinent regulatory action levels.
- American Herbal Pharmacopoeia. (2014). Cannabis Inflorescence: Standards of Identity, Analysis, and Quality Control. Washington DC: AHP.

SAMPLE NAME: FORM-TN.FS.SLP50-GG15

Infused, Liquid Edible

CULTIVATOR / MANUFACTURER
Business Name:
License Number:
Address:
DISTRIBUTOR / TESTED FOR
Business Name: Lazarus Naturals

License Number:
Address:
SAMPLE DETAIL
Batch Number: GG15

Sample ID: 240910M021

Date Collected: 09/10/2024

Date Received: 09/10/2024

Batch Size:
Sample Size: 1.0 units

Unit Mass:
Serving Size:


Scan QR code to verify authenticity of results.

CANNABINOID ANALYSIS - SUMMARY
Total THC: 1.074 mg/mL

Total CBD: 31.345 mg/mL

Sum of Cannabinoids: 55.464 mg/mL

Total Cannabinoids: 55.387 mg/mL

Total THC/CBD is calculated using the following formulas to take into account the loss of a carboxyl group during the decarboxylation step:

$$\text{Total THC} = \Delta^9\text{-THC} + (\text{THCa} \cdot 0.877)$$

$$\text{Total CBD} = \text{CBD} + (\text{CBDa} \cdot 0.877)$$

$$\text{Sum of Cannabinoids} = \Delta^9\text{-THC} + \text{THCa} + \text{CBD} + \text{CBDa} + \text{CBG} + \text{CBGa} + \text{THCV} + \text{THCVa} + \text{CBC} + \text{CBCa} + \text{CBDV} + \text{CBDVa} + \Delta^8\text{-THC} + \text{CBL} + \text{CBN}$$

$$\text{Total Cannabinoids} = (\Delta^9\text{-THC} + 0.877 \cdot \text{THCa}) + (\text{CBD} + 0.877 \cdot \text{CBDa}) + (\text{CBG} + 0.877 \cdot \text{CBGa}) + (\text{THCV} + 0.877 \cdot \text{THCVa}) + (\text{CBC} + 0.877 \cdot \text{CBCa}) + (\text{CBDV} + 0.877 \cdot \text{CBDVa}) + \Delta^8\text{-THC} + \text{CBL} + \text{CBN}$$
Density: 0.9335 g/mL


SAFETY ANALYSIS - SUMMARY
Pesticides: ✔ PASS
Heavy Metals: ✔ PASS
Microbiology (PCR): ✔ PASS
Microbiology (Plating): ND

For quality assurance purposes. Not a Regulatory Hemp Lab Test Report. These results relate only to the sample included on this report. This report shall not be reproduced, except in full, without written approval of the laboratory.

Sample Certification: California Code of Regulations Title 4 Division 19. Department of Cannabis Control Business and Professions Code. Reference: Sections 26100, 26104 and 26110, Business and Professions Code.

Decision Rule: Statements of conformity (e.g. Pass/Fail) to specifications are made in this report without taking measurement uncertainty into account. Where statements of conformity are made in this report, the following decision rules are applied: PASS - Results within limits/specifications, FAIL - Results exceed limits/specifications.

References: limit of detection (LOD), limit of quantification (LOQ), not detected (ND), not tested (NT), too numerous to count >250 cfu/plate (TNTC), colony-forming unit (cfu)



Approved by: Josh Wurzer
Job Title: Chief Compliance Officer
Date: 10/14/2024

Amendment to Certificate of Analysis 240910M021-002



Cannabinoid Analysis

Tested by high-performance liquid chromatography with diode-array detection (HPLC-DAD).

Method: QSP 1157 - Analysis of Cannabinoids by HPLC-DAD

TOTAL THC: 1.074 mg/mL

Total THC (Δ^9 -THC+0.877*THCa)

TOTAL CBD: 31.345 mg/mL

Total CBD (CBD+0.877*CBDa)

TOTAL CANNABINOIDS: 55.387 mg/mL

Total Cannabinoids (Total THC) + (Total CBD) + (Total CBG) + (Total THCV) + (Total CBC) + (Total CBDV) + Δ^8 -THC + CBL + CBN

TOTAL CBG: 10.263 mg/mL

Total CBG (CBG+0.877*CBGa)

TOTAL THCV: ND

Total THCV (THCV+0.877*THCVa)

TOTAL CBC: 1.554 mg/mL

Total CBC (CBC+0.877*CBCa)

TOTAL CBDV: 0.193 mg/mL

Total CBDV (CBDV+0.877*CBDVa)

CANNABINOID TEST RESULTS - 09/13/2024

COMPOUND	LOD/LOQ (mg/mL)	MEASUREMENT UNCERTAINTY (mg/mL)	RESULT (mg/mL)	RESULT (%)
CBD	0.004 / 0.011	±1.1499	30.828	3.3024
CBN	0.001 / 0.007	±0.3119	10.866	1.1640
CBG	0.002 / 0.006	±0.4974	10.256	1.0987
CBC	0.003 / 0.010	±0.0500	1.554	0.1665
Δ^9 -THC	0.002 / 0.014	±0.0590	1.074	0.1151
CBDa	0.001 / 0.026	±0.0167	0.589	0.0631
CBDV	0.002 / 0.012	±0.0067	0.163	0.0175
CBL	0.003 / 0.010	±0.0034	0.092	0.0099
CBDVa	0.001 / 0.018	±0.0003	0.034	0.0036
CBGa	0.002 / 0.007	±0.0002	0.008	0.0009
CBCa	0.001 / 0.015	N/A	<LOQ	<LOQ
Δ^8 -THC	0.01 / 0.02	N/A	ND	ND
THCa	0.001 / 0.005	N/A	ND	ND
THCV	0.002 / 0.012	N/A	ND	ND
THCVa	0.002 / 0.019	N/A	ND	ND
SUM OF CANNABINOIDS			55.464 mg/mL	5.9415%

DENSITY TEST RESULT

0.9335 g/mL
Tested 09/13/2024
Method: QSP 7870 - Sample Preparation

Pesticide Analysis

Pesticide and plant growth regulator analysis utilizing high-performance liquid chromatography-mass spectrometry (HPLC-MS) or gas chromatography-mass spectrometry (GC-MS).

*GC-MS utilized where indicated.

Method: QSP 1212 - Analysis of Pesticides and Mycotoxins by LC-MS or QSP 1213 - Analysis of Pesticides by GC-MS

PESTICIDE TEST RESULTS - 09/19/2024 ✔ PASS

COMPOUND	LOD/LOQ (µg/g)	ACTION LIMIT (µg/g)	MEASUREMENT UNCERTAINTY (µg/g)	RESULT (µg/g)	RESULT
Abamectin	0.03 / 0.10	0.3	N/A	ND	PASS
Acephate	0.02 / 0.07	5	N/A	ND	PASS
Acequinocyl	0.02 / 0.07	4	N/A	ND	PASS
Acetamiprid	0.02 / 0.05	5	N/A	ND	PASS
Aldicarb	0.03 / 0.08	≥ LOD	N/A	ND	PASS
Azoxystrobin	0.02 / 0.07	40	N/A	ND	PASS
Bifenazate	0.01 / 0.04	5	N/A	ND	PASS
Bifenthrin	0.02 / 0.05	0.5	N/A	ND	PASS
Boscalid	0.03 / 0.09	10	N/A	ND	PASS
Captan	0.19 / 0.57	5	N/A	ND	PASS

Continued on next page



Pesticide Analysis *Continued*

PESTICIDE TEST RESULTS - 09/19/2024 *continued* ✔ PASS

COMPOUND	LOD/LOQ (µg/g)	ACTION LIMIT (µg/g)	MEASUREMENT UNCERTAINTY (µg/g)	RESULT (µg/g)	RESULT
Carbaryl	0.02 / 0.06	0.5	N/A	ND	PASS
Carbofuran	0.02 / 0.05	≥ LOD	N/A	ND	PASS
Chlorantraniliprole	0.04 / 0.12	40	N/A	ND	PASS
Chlordane*	0.03 / 0.08	≥ LOD	N/A	ND	PASS
Chlorfenapyr*	0.03 / 0.10	≥ LOD	N/A	ND	PASS
Chlorpyrifos	0.02 / 0.06	≥ LOD	N/A	ND	PASS
Clofentezine	0.03 / 0.09	0.5	N/A	ND	PASS
Coumaphos	0.02 / 0.07	≥ LOD	N/A	ND	PASS
Cyfluthrin	0.12 / 0.38	1	N/A	ND	PASS
Cypermethrin	0.11 / 0.32	1	N/A	ND	PASS
Daminozide	0.02 / 0.07	≥ LOD	N/A	ND	PASS
Diazinon	0.02 / 0.05	0.2	N/A	ND	PASS
Dichlorvos (DDVP)	0.03 / 0.09	≥ LOD	N/A	ND	PASS
Dimethoate	0.03 / 0.08	≥ LOD	N/A	ND	PASS
Dimethomorph	0.03 / 0.09	20	N/A	ND	PASS
Ethoprophos	0.03 / 0.10	≥ LOD	N/A	ND	PASS
Etofenprox	0.02 / 0.06	≥ LOD	N/A	ND	PASS
Etoazole	0.02 / 0.06	1.5	N/A	ND	PASS
Fenhexamid	0.03 / 0.09	10	N/A	ND	PASS
Fenoxycarb	0.03 / 0.08	≥ LOD	N/A	ND	PASS
Fenpyroximate	0.02 / 0.06	2	N/A	ND	PASS
Fipronil	0.03 / 0.08	≥ LOD	N/A	ND	PASS
Flonicamid	0.03 / 0.10	2	N/A	ND	PASS
Fludioxonil	0.03 / 0.10	30	N/A	ND	PASS
Hexythiazox	0.02 / 0.07	2	N/A	ND	PASS
Imazalil	0.02 / 0.06	≥ LOD	N/A	ND	PASS
Imidacloprid	0.04 / 0.11	3	N/A	ND	PASS
Kresoxim-methyl	0.02 / 0.07	1	N/A	ND	PASS
Malathion	0.03 / 0.09	5	N/A	ND	PASS
Metalaxyl	0.02 / 0.07	15	N/A	ND	PASS
Methiocarb	0.02 / 0.07	≥ LOD	N/A	ND	PASS
Methomyl	0.03 / 0.10	0.1	N/A	ND	PASS
Mevinphos	0.03 / 0.09	≥ LOD	N/A	ND	PASS
Myclobutanil	0.03 / 0.09	9	N/A	ND	PASS
Naled	0.02 / 0.07	0.5	N/A	ND	PASS
Oxamyl	0.04 / 0.11	0.2	N/A	ND	PASS
Paclobutrazol	0.02 / 0.05	≥ LOD	N/A	ND	PASS
Parathion-methyl	0.03 / 0.10	≥ LOD	N/A	ND	PASS
Pentachloronitrobenzene (Quintozene)*	0.03 / 0.09	0.2	N/A	ND	PASS
Permethrin	0.04 / 0.12	20	N/A	ND	PASS
Phosmet	0.03 / 0.10	0.2	N/A	ND	PASS

Continued on next page



Pesticide Analysis *Continued*

PESTICIDE TEST RESULTS - 09/19/2024 *continued* ✔ PASS

COMPOUND	LOD/LOQ (µg/g)	ACTION LIMIT (µg/g)	MEASUREMENT UNCERTAINTY (µg/g)	RESULT (µg/g)	RESULT
Piperonyl Butoxide	0.02 / 0.07	8	N/A	ND	PASS
Prallethrin	0.03 / 0.08	0.4	N/A	ND	PASS
Propiconazole	0.02 / 0.07	20	N/A	ND	PASS
Propoxur	0.03 / 0.09	≥ LOD	N/A	ND	PASS
Pyrethrins	0.04 / 0.12	1	N/A	ND	PASS
Pyridaben	0.02 / 0.07	3	N/A	ND	PASS
Spinetoram	0.02 / 0.07	3	N/A	ND	PASS
Spinosad	0.02 / 0.07	3	N/A	ND	PASS
Spiromesifen	0.02 / 0.05	12	N/A	ND	PASS
Spirotetramat	0.02 / 0.06	13	N/A	ND	PASS
Spiroxamine	0.03 / 0.08	≥ LOD	N/A	ND	PASS
Tebuconazole	0.02 / 0.07	2	N/A	ND	PASS
Thiacloprid	0.03 / 0.10	≥ LOD	N/A	ND	PASS
Thiamethoxam	0.03 / 0.10	4.5	N/A	ND	PASS
Trifloxystrobin	0.03 / 0.08	30	N/A	ND	PASS



Heavy Metals Analysis

HEAVY METALS TEST RESULTS - 09/19/2024 ✔ PASS

Heavy metal analysis utilizing inductively coupled plasma-mass spectrometry (ICP-MS).

Method: QSP 1160 - Analysis of Heavy Metals by ICP-MS

COMPOUND	LOD/LOQ (µg/g)	ACTION LIMIT (µg/g)	MEASUREMENT UNCERTAINTY (µg/g)	RESULT (µg/g)	RESULT
Arsenic	0.02 / 0.1	1.5	N/A	ND	PASS
Cadmium	0.02 / 0.05	0.5	N/A	ND	PASS
Lead	0.04 / 0.1	0.5	N/A	ND	PASS
Mercury	0.002 / 0.01	3	N/A	ND	PASS



Microbiology Analysis

PCR AND PLATING

MICROBIOLOGY TEST RESULTS (PCR) - 09/21/2024 ✔ PASS

Analysis conducted by polymerase chain reaction (PCR) and fluorescence detection of microbiological contaminants.

Method: QSP 1221 - Analysis of Microbiological Contaminants

COMPOUND	ACTION LIMIT	RESULT	RESULT
Shiga toxin-producing <i>Escherichia coli</i>	Not Detected in 1g	ND	PASS
<i>Salmonella</i> spp.	Not Detected in 1g	ND	PASS



Microbiology Analysis *Continued*

MICROBIOLOGY TEST RESULTS (PLATING) - 09/21/2024 ND

Analysis conducted by 3M™ Petrifilm™ and plate counts of microbiological contaminants.

Method: OSP 6794 - Plating with 3M™ Petrifilm™

COMPOUND	RESULT (cfu/g)
Total Aerobic Bacteria	ND
Total Yeast and Mold	ND
Coliforms	ND

NOTES

Reason for Amendment: Add/Remove Test(s)



SAMPLE NAME: FORM-TN.FS.SLP50-GG15

Infused, Liquid Edible


CULTIVATOR / MANUFACTURER**Business Name:****License Number:****Address:****DISTRIBUTOR / TESTED FOR****Business Name:** Lazarus Naturals**License Number:****Address:****SAMPLE DETAIL****Batch Number:** GG15**Sample ID:** 241009N021**Date Collected:** 10/09/2024**Date Received:** 10/09/2024**Batch Size:****Sample Size:** 1.0 units**Unit Mass:****Serving Size:**Scan QR code to verify
authenticity of results.**SAFETY ANALYSIS - SUMMARY****Residual Solvents:**  **PASS**

For quality assurance purposes. Not a Regulatory Hemp Lab Test Report. These results relate only to the sample included on this report. This report shall not be reproduced, except in full, without written approval of the laboratory.


Sample Certification: California Code of Regulations Title 4 Division 19. Department of Cannabis Control Business and Professions Code. Reference: Sections 26100, 26104 and 26110, Business and Professions Code.

Decision Rule: Statements of conformity (e.g. Pass/Fail) to specifications are made in this report without taking measurement uncertainty into account. Where statements of conformity are made in this report, the following decision rules are applied: PASS - Results within limits/specifications, FAIL - Results exceed limits/specifications.

References: limit of detection (LOD), limit of quantification (LOQ), not detected (ND), not tested (NT)



LOC verified by: Matthew Schneider
Job Title: Laboratory Analyst I
Date: 10/12/2024



Approved by: Josh Wurzer
Job Title: Chief Compliance Officer
Date: 10/12/2024



Residual Solvents Analysis

RESIDUAL SOLVENTS TEST RESULTS - 10/12/2024  **PASS**

Residual Solvent analysis utilizing gas chromatography-mass spectrometry (GC-MS).

Method: OSP 1204 - Analysis of Residual Solvents by GC-MS

COMPOUND	LOD/LOQ (µg/g)	ACTION LIMIT (µg/g)	MEASUREMENT UNCERTAINTY (µg/g)	RESULT (µg/g)	RESULT
Propane	10 / 20	5000	N/A	ND	PASS
n-Butane	10 / 50	5000	N/A	ND	PASS
n-Pentane	20 / 50	5000	N/A	ND	PASS
n-Hexane	2 / 5	290	N/A	ND	PASS
n-Heptane	20 / 60	5000	N/A	ND	PASS
Benzene	0.03 / 0.09	1	N/A	ND	PASS
Toluene	7 / 21	890	N/A	ND	PASS
Total Xylenes	50 / 160	2170	N/A	ND	PASS
Methanol	50 / 200	3000	N/A	ND	PASS
Ethanol	20 / 50	5000	N/A	<LOQ	PASS
2-Propanol (Isopropyl Alcohol)	10 / 40	5000	N/A	ND	PASS
Acetone	20 / 50	5000	N/A	ND	PASS
Ethyl Ether	20 / 50	5000	N/A	ND	PASS
Ethylene Oxide	0.3 / 0.8	1	N/A	ND	PASS
Ethyl Acetate	20 / 60	5000	N/A	ND	PASS
Chloroform	0.1 / 0.2	1	N/A	ND	PASS
Dichloromethane (Methylene Chloride)	0.3 / 0.9	1	N/A	ND	PASS
Trichloroethylene	0.1 / 0.3	1	N/A	ND	PASS
1,2-Dichloroethane	0.05 / 0.1	1	N/A	ND	PASS
Acetonitrile	2 / 7	410	N/A	ND	PASS